

# Muzima Core Module

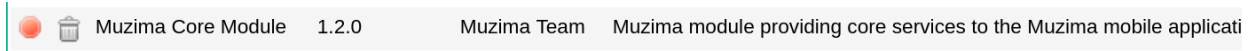
This is the main muzima module. The module:

1. Manages mUzima data sources.
2. Manages mUzima specific REST calls.
3. Receives payloads from mUzima mobile clients.
4. Processes the payloads using different data handlers
5. Manages error queue for all payload data that did not successfully process to OpenMRS.





The screenshot shows the OpenMRS interface. At the top, there is a navigation bar with 'Home', 'Find/Create Patient', and 'Dictionary'. Below the navigation bar, the title 'View Muzima Data' is displayed. To the right of the title is a 'Create Source' link. Below the title is a table with columns: '#', 'Name', and 'UUID'. The table contains one row with a trash icon, 'Mobile Device', and the UUID '21481c7b-d620-4d75-90a9-6f917a29d720'. On the left side of the table, there are three links: 'Data Source', 'Queue Data', and 'Error Data'.

Once installed the module will appear in the Manage Modules section of OpenMRS:



The screenshot shows the 'Manage Modules' section of OpenMRS. It displays a table with the following information:

		Muzima Core Module	1.2.0	Muzima Team	Muzima module providing core services to the Muzima mobile applicati
---	---	--------------------	-------	-------------	--

## What if I want to contribute to its development?

1. Visit our [Developers Guide](#) to get more information on developing within and around mUzima.
2. Check out the code from [mUzima Github](#)
3. Write code and commit 😊